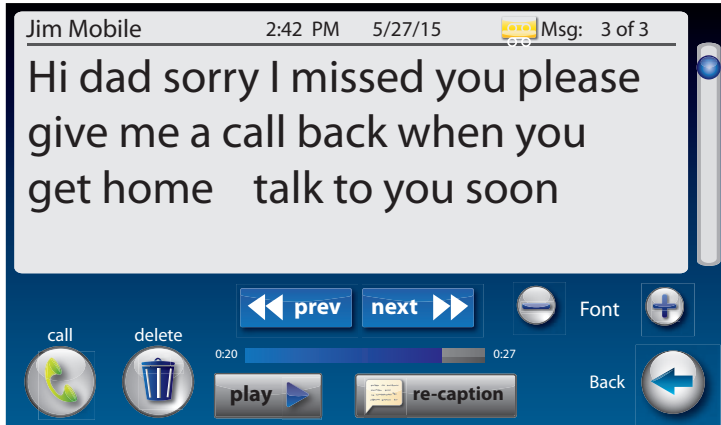


Playing Your Answering Machine Messages





1. The display screen indicates unread messages waiting.

2. Touch  (**Ans Machine**).




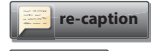



3. A list of your messages appears on the left of the display, with the most recent call highlighted. Select and touch the message you want to review.

4. Information about the highlighted call appears on the right of the display.

5. Touch  (**PLAY**). Your message plays aloud while captions appear on the display. You can lift the CapTel handset to listen over the handset instead of playing the message aloud. Or press  (**SPEAKER button**) to stop playback.

6. When you are done listening/reading messages, you can:

- Touch  (**<<prev / next>>**) to view captions from a previous/ later message. Messages are in date received order, most recent first.
- Touch  (**Call**) to place a call to this person.
- Touch  (**Delete**) to erase the Answering Machine message and captions.
- Touch  (**re-caption**) to get new captions of this message.
- Touch  (**PLAY**) to play the message/captions again.

If you play your message and there are no captions, press the CAPTIONS button (blue light on). The voice message will play again, showing captions.

TIP *If you are playing your Answering Machine messages, and an incoming call occurs, you can send the call directly to the Answering Machine to listen to it later.*