

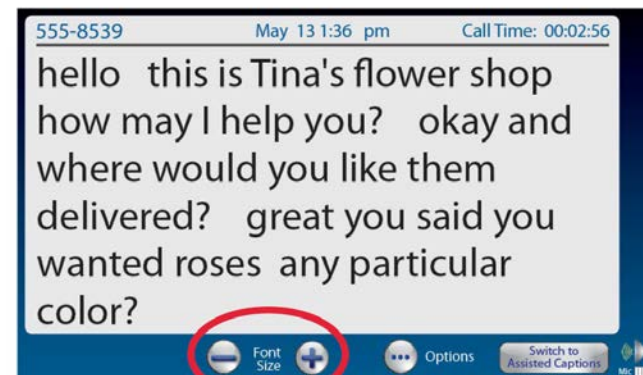
Helpful Tips for Using Your CapTel Phone

Easy Reading: Adjusting Captions Size

You can increase or decrease the size of captions on your CapTel phone, making them easy for you to read. The way you change the size of the captions depends on which CapTel phone you have:

CapTel 2400i

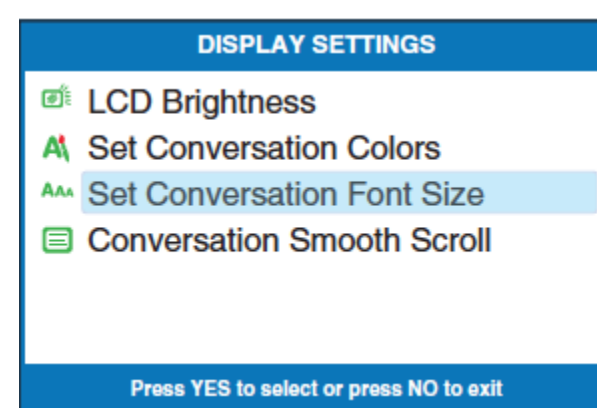
During a call, touch the + (plus) and – (minus) icons at the bottom of the conversation screen to increase or decrease the font size to a comfortable level.



CapTel 2400i

CapTel 840 / 840i / 880i

- Before a call, press the YES button for the Options menu, then select “Settings.”
- Highlight "Display Settings" and press the YES button to accept.
- Choose “Conversation Font Size” and press the YES button to select.
- Press the UP and DOWN arrow keys to select the font size you want.
- Press YES to accept the new font size, then press NO to exit the Options menu.



CapTel 840 / 840i / 880i

You can also adjust the font color and, in some cases, the font style for your captions. See your CapTel User Manual for full instructions, or visit CapTel.com.

Tone Control: “High” Might Not Mean Better!

In addition to increasing the volume, you can adjust the sound quality of your phone calls to a frequency range that you hear best. CapTel's Tone control helps enhance different sound frequencies, emphasizing Low, Medium, and High frequency ranges.

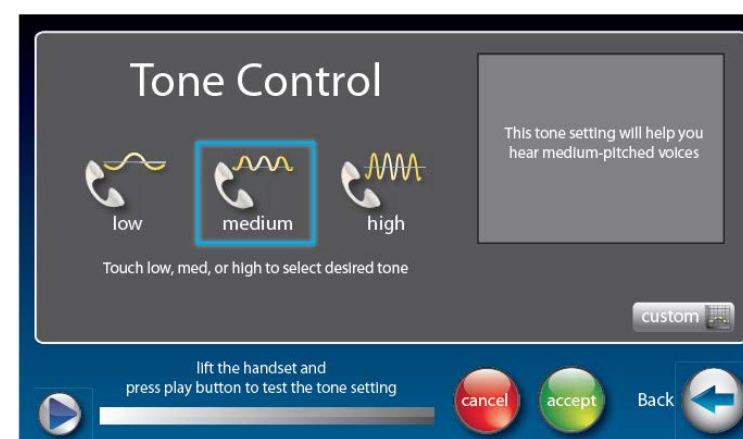
Tone Settings:

LOW: eliminates high frequency sounds, enhancing the low frequency tones which many find easier to hear.


MED: enables full, natural sound (does not enhance frequencies)

HIGH: eliminates low frequency sounds, emphasizing higher frequency sounds such as children's voices.

It's best to experiment with the different Tone settings to find the optimal setting for your own hearing. Some people assume “HIGH” is best, when in fact they may benefit more from enhanced low frequency sounds that the “LOW” setting provides.



CapTel 2400i



CapTel 840i

Spring Yard Work – Protect Your Hearing

From lawnmowers and leaf blowers to wood splitters and chainsaws, the sounds associated with spring yard work can reach harmful volume levels. As you venture outside this spring, take steps to protect your hearing health. Wear hearing protection earmuffs when working with power equipment, and be sure to take breaks when doing yard work – to rest your body and your hearing!



[Check out more tips on protecting your hearing this spring here.](#)

'Round the Clock Help Just one button away

Help is available 24 hours a day, 7 days a week! (Excluding major holidays.)

To contact:

- Just press the blue button on your CapTel phone
- 1-888-269-7477
- 1-866-670-9134 (Spanish)
- Contact or chat with us!

Connect with us online



We encourage you to take advantage of alternative ways to reach CapTel Customer Service including live chat online. Additional tips and answers to common questions can also be found at www.captel.com.

Proud Sponsor of



Have a CapTel story to share? Send it to Newsletter@CapTel.com. We'd love to hear from you!

CapTel.com | [CapTel Support](#) | [CapTel News & Blog](#)

CapTel Inc.
450 Science Drive, Madison, WI 53711
© 2023 Ultratec, Inc.